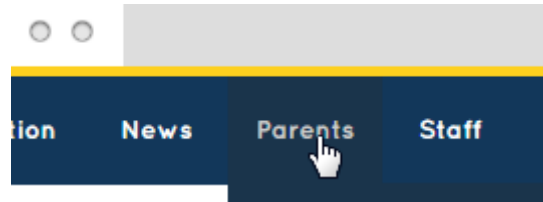
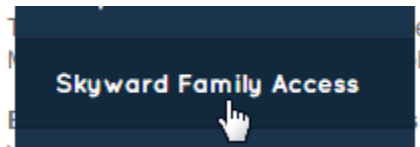


1. Go to www.venusisd.net and mouse over the Parents tab.



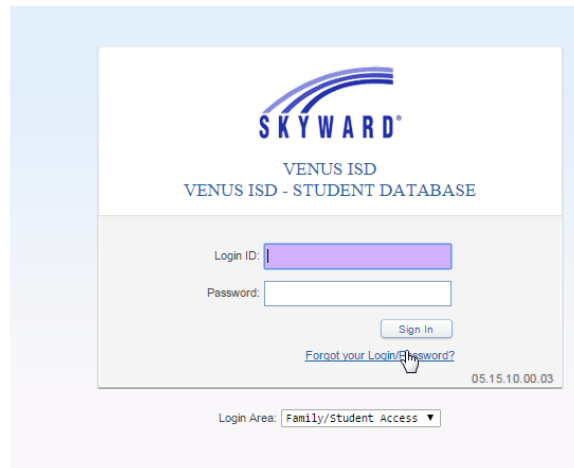
2. Click Skyward Family Access.



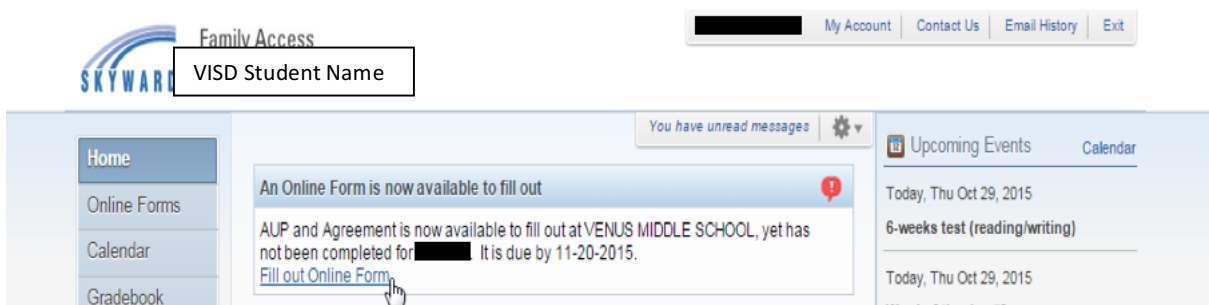
3. Click the Log Into Skyward button.



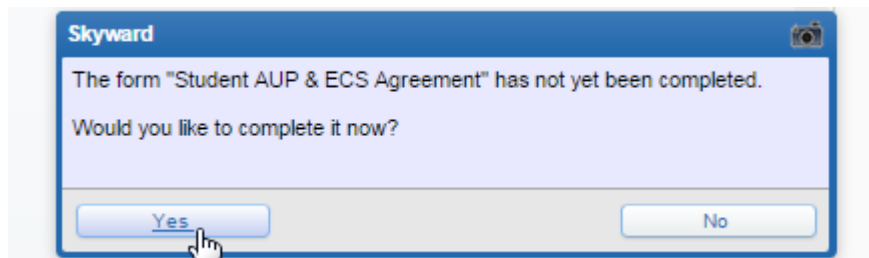
4. Enter your Skyward Family Access login information. If you need this information, contact the registrar at your child's campus.



5. Click the Fill out Online Form link.



6. Click Yes to begin signing the AUP.



7. Please read the policy and towards the bottom of the page, you have the opportunity to opt your student out of receiving certain technology services. Selecting Yes ensures that you child will have access to that technology service.

Opt Out
If you wish your student to have access to all of these resources please select YES.
If you want your student to NOT have access, indicate by selecting NO.

Yes ▾	Student is allowed to use a computer
Yes ▾	Student is allowed to access the internet
Yes ▾	Student is allowed to use student email (Grades 3-12 only)
Yes ▾	District has permission to put student pictures/images on the VISD website
Yes ▾	District has permission to put videos of student on the VISD website
Yes ▾	District has permission to put sample of classwork and/or projects on the VISD website
Yes ▾	District has permission to identify student by name in pictures, work or projects on the VISD website
Yes ▾	District may send text message notification alerts to mobile phone

8. Enter your initials in the text box.

By signing below, the parent agrees to support the provisions set forth in the attached policies, and understands that violation of the revocation of system privileges for their student and discipline in accordance with the student code of conduct. In consideration for using the District's electronic communications system and public networks, I hereby release the District, its operators, and any individuals from any and all claims and damages of any nature arising from my child's use of, or inability to use, the system, including, without limitation, in the District's policy and administrative regulations.

Parent Initials
AGREE AND ACCEPT TERMS

9. Click Submit AUP and Agreement to complete the signing process.

AUP and Agreement

(VENUS MIDDLE SCHOOL) Print

Step 2. Complete AUP and Agreement (Required)
By completing AUP and Agreement, you are confirming that the Steps below have been finished.
Are you sure you want to complete AUP and Agreement for (VENUS MIDDLE SCHOOL)?

Review AUP and Agreement Steps

Step 1)	Custom Form	Completed 10/29/2015 8:50am
---------	-------------	-----------------------------

Guardian Name: Guardian Address:

[Submit AUP and Agreement](#)

10. You should receive the following confirmation that you have successfully completed signing the AUP.

(VENUS MIDDLE SCHOOL)

✓ AUP and Agreement was successfully completed and submitted to the district for (VENUS MIDDLE SCHOOL) on Thu Oct 29, 2015 8:51am by (VENUS MIDDLE SCHOOL)

[Go back to review completed steps](#)

[Mark AUP and Agreement as not completed and make changes](#)